ת

INSTRUMENT DATA SHEET

0

[illegible] 207[illegible]03

[illegible] HEET [illegible]

NO	[illegible]	[illegible]	[illegible] NO.	[illegible]ARKS	[illegible]	[illegible]	REVISION	SHE[illegible] NO.	REMAR[illegible]
1	XOV-7401	0	3		38	[illegible]S-7410	0	31	
2	XOV-7402		4		39	HS-7411	0	31	
3	XOV-7403	0	5						

ﾞ :

Ð ﾞ : G181S-2022074-K-03

4 ḱ :

REV

General

1	β ﾞ	Tag Number	P&ID ﾞ	P&ID No.	XOV-7402	G181S-2022074-Y-03
2		Service			ﾊ ﾍ	Ⓟ
3	ﾞ	Line Number.		Pipe Mat'l	82-8"-AA-04-3L5-ST30	316L
4		/ ṗ	Pipe O.D/I.D		8"	

Ð

Service Condition

5	: O	Fluid	:	State	AA( )	r
6	Flow Rate				Max.Flow	Nor.Flow	Min.Flow
	kg/h (r Liquid, Steam)˘ nm3/h[r Gas(‰)]					
7	╠ ㄔ ʐ	Inlet Pressure MPa(G)	U ㄔ ʐ	Outlet Des.Press.MPa(G)	1.51	
8		Design Temp. (Ṇ)	ƀ	Oper.Temp.(Ṇ)		/60
9	ㄔ ʐ	Des.Pressure MPa(G)	ˇ ƀ ㄔ ʐ	Alt.Oper. Press. MPa(G)		

								REV
-	General	1	Tag Number	P&ID No.		XOV-7403	G181S-2022074-Y-03	
		2	Service			PX		

:

: G181S-2022074-K-03

6 :

General	1	Tag Number	P&ID No.		XOV-7404	G181S-2022074-Y-03	REV
	2	Service					
	3	Line Number.	Pipe Mat'l	61			



Flow Rate

Max.Flo

Gas

Body

15 Conn. Type Out ANSI B16.5 CL150 RF

16 cking Mat'l Packing Type

17 Lubricator Packed Valve

18

ﾞ :

Đﾞ : G181S-2022074-K-03

12 ḱ :

General	1	βﾞ	Tag Number	P&IDﾝﾞ	P&ID No.	XOV-7410	G181S-2022074-Y-03 REV
	2		Service			4 ㅅ ㅂ	₮ ℗
	3	ﾞ	Line Number.		Pipe Mat'l	61-8"-RAF-03-2B5	20#
	4						

	4	[illegible] / ρ	O D		6"	
	5	Fluid				
Ð Service Condition	6	Flow Rate			Max.Flow	Nor.Flow
		kg/h (r Liquid, Steam)˘ nm3/h[r Gas(‰)]				
	7	╠ ⅄ ʐ Inlet Pressure MPa(G)	U ⅄ ʐ Outlet Des.Press.MPa(G)		0.81	
	8	Design Temp. (Ņ)	ƀ Oper.Temp.(Ņ)			
	9	⅄ ʐ Des.Pressure MPa(G)	˜ ƀ ⅄ ʐ Alt.Oper. Press. MPa(G)			
	10	˜ ⅄ Des.Shut-Off DP(MPa)	¨Ḥ كل Allowable dBA		0.81	
	11	˜ قمم Model				
	12	قمم Type			ŋ	
	13	`E Body Size	قمم Bonnet Type		6"	قمم
	14	r Body Mat'l	Bonnet Mat'l		A216-WCB	
r Body	15	˜o In			ANSI B16.5 CL150 RF	
		Conn. Type	₮o Out		ANSI B16.5 CL150 RF	
	16	Packing Mat'l	قمم Packing Type			
	17	╕ Lubricator	Packed Valve			
	18	Ḥ ω̣ Flange Face Finish	h Flow Direction			
	19	Trim Size	⅄ ʐ Pressure Rating			CL150
	20	Available Temp.				
ρ̇ Ð Trim	21	قمم Trim Type	Trim Mat'l		نهـ	S30408+ST
	22	Seat Mat'l	Disk Mat'l		S30408+ST	
	23	Stem Mat'l	Seal Type		S30408	
	24	Cv ṿ Rated Cv	Leakage Class			CLASS V
	25	قمم Type	˜ قمم Model	⅄ ƀ ˘		
	26	ƀ Action	Size/Capacity			08
Actuator	27	β Failure Position	β Interlock Position		FC	
	28	¨Ḥ ˜ ⅄ Allow. Max.Shut-Off Diff.Press. (MPa)				
	29	Air Supply(kPa.G)	˘ Pneu.Conn.		0.4~0.7MPa	
	30	β Actuator Orientation	Stroke Time			<10S
	31	ĭ β Handwheel` Location	L ـيـ Manufacturer		NO	
		β ˜ β˜ End Position Switch Tag No. ŋ Open	ŋ ˜ Close		XSO-7411	XZSC-7411
		β ˜ قمم˜ End Position Switch Model				
	32	˜ قمم Switch Type	Explosion Proof		˘	ExdIICT6
		ĭ قمم Contact Rating & Type				
		o Elec.Conn.			1/2 Ń NPT(F)	
Ð Accessories	33	Tank Size				
	34	L Cycle Times With Air Supply in Tank				
	35	L Tank Volume Capacity to Ensure			V ĭ كلا ǂ β˜	e
		udecnde				

:

: G181S-2022074-K-03

14 :

General	1	Tag Number	P&ID No.	XOV-7412	G181S-2022074-Y-03	REV		
	2	Service						
	3							

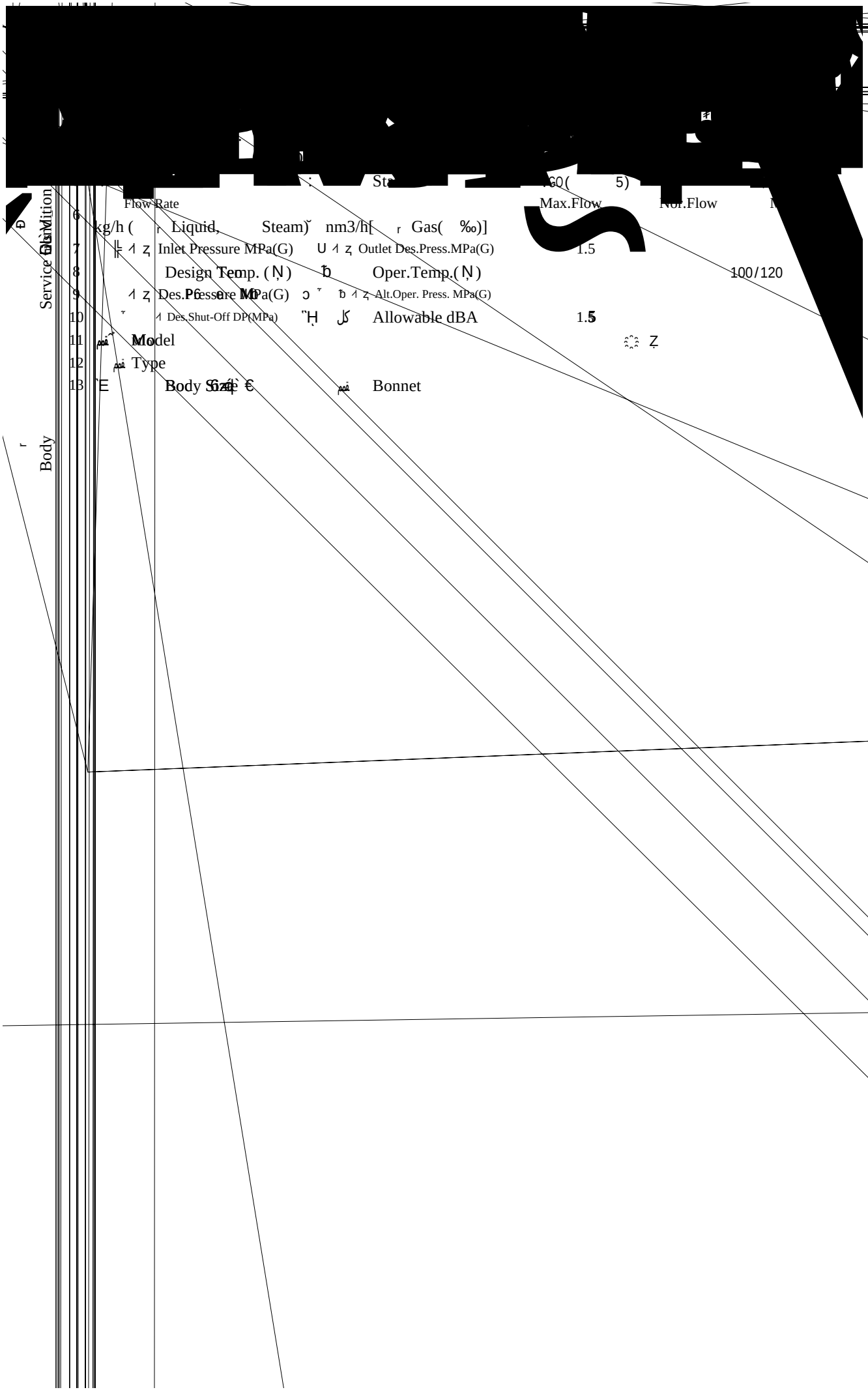

[illegible]

ḱ :

REV

[illegible]022074-Y-03

[illegible] Mat'l [illegible] 64-6[illegible] 20#

[illegible] 6"

5	[illegible]	Fluid	:					
6	Flow Rate				Max.Flow	Nor.Flow	Min.Flow	
7	kg/h (	Liquid,	Steam)	nm3/h[	Gas(‰)]			
8	╠ ⅄ ʐ	Inlet Pressure MPa(G)	U ⅄ ʐ	Outlet Des.Press.MPa(G)	0.9			
9		Design Temp. (Ṇ)	ƀ	Oper.Temp.(Ṇ)			60/80	
10	⅄ ʐ	Des.Pressure MPa(G)	ƀ ⅄ ʐ	Alt.Oper. Press. MPa(G)				
11	⅄	Des.Shut-Off DP(MPa)	Ḥ	Allowable dBA	0.9			
12	Model							
13	Type							
14	Body Size			Bonnet Type	6"			
15	Body Mat'l			Bonnet Mat'l		A216-WCB		
16	Conn. Type		In			ANSI B16.5 CL150 RF		
17			Out			ANSI B16.5 CL150 RF		
18	Packing Mat'l			Packing Type				
	Lubricator			Packed Valve				
	Flange Face Finish		g m					

Service Condition

Body

ˆ :

Ð ˆ : G181S-2022074-K-03

24 ḱ :

General	1	β ˆ Tag Number	P&ID ƶ ˆ P&ID No.	XOV-7422	G181S-2022074-Y-03	REV	
	2	Service		ᴧ ᴧ	₮	Ⓟ	
	3	ˆ Line Number.	Pipe Mat'l	61-8″-C5-50-3B4	20#		
	4	/ ṗ	Pipe O.D/I.D	8"			
Service Condition	5	: O Fluid	: State		r		
	6	Flow Rate kg/h (r Liquid, Steam)˘ nm3/h[r Gas(‰)]		Max.Flow	Nor.Flow	Min.Flow	
	7	╠ ᴧ ʐ Inlet Pressure MPa(G)	U ᴧ ʐ Outlet Des.Press.MPa(G)	1.5			
	8	Design Temp. (Ṇ)	ƀ Oper.Temp.(Ṇ)		/60		
	9	ᴧ ʐ Des.Pressure MPa(G)	ˇ ƀ ᴧ ʐ Alt.Oper. Press. MPa(G)				
	10	ˇ ᴧ Des.Shut					

[redacted]

ˇ :

Ð ˇ : G181S-2022074-K-03

27 ḱ :

REV

		mb	ˇ ˇ P&ID N	XOV-7425	G181S-2022074-Y-03	
		e		ʌ ʍ	Ŧ	Ⓟ
Ge	3	Line Number.	Pipe Mat'	63-6"-FG-11-2B5(ST30)	20#	
	4	/ ṗ	Pipe O.D/I.D	6"		
Ð Service Conditio	5	: O Fluid	: State	FG	r	
	6	Flow Rate		Max.Flow	Nor.Flow	Min.Flow
		kg/h (r Liquid, Steam)˘ nm3/h[r Gas(‰)]				
	7	╟ ʌ ʐ Inlet Pressure MPa(G)	U ʌ ʐ Outlet Des.Press.MPa(G)	0.3		
	8	Design Temp. (Ṇ)	ƀ Oper.Temp.(Ṇ)		40/80	
	9	ʌ ʐ Des.Pressure MPa(G)	ˇ ƀ ʌ ʐ Alt.Oper. Press. MPa(G)			
	10	ˇ ʌ Des.Shut-Off DP(MPa)	˝Ḥ كل Allowable dBA	0.3		
	11	ˇ Model				
	12	Type		ŋ		
r Body	13	`E Body Size	Bonnet Type	6"		
	14	r Body Mat'l	Bonnet Mat'l	A216-WCB		
	15	˜o In		ANSI B16.5 CL150 RF		
		Conn. Type	Ŧo Out	ANSI B16.5 CL150 RF		
	16	Packing Mat'l	Packing Type			
	17	╕ Lubricator	Packed Valve			
	18	Ḥ ω̈ Flange Face Finish	h Flow Direction			
Ð ṗ Trim	19	Trim Size	ʌ ʐ Pressure Rating		CL150	
	20	Available Temp.				
	21	Trim Type	Trim Mat'l	ʍ	S30408+ST	
	22	Seat Mat'l	Disk Mat'l	Ƶ30408+ST		
	23	Stem Mat'l	Seal Type	S30408		
	24	Cv ṿ Rated Cv	Leakage Class		CLASS V	
Actuator	25	Type	ˇ Model	ʍ ƀ ˇ		
	26	ƀ Action	Size/Capacity			
	27	β Failure Position	β Interlock Position	FC		
	28	˝Ḥ ˇ ʌ Allow. Max.Shut-Off Diff.Press. (MPa)				
	29	Air Supply(kPa.G)	ˇ Pneu.Conn.	0.4~0.7MPa		
	30	β Actuator Orientation	Stroke Time		<10S	
	31	ĭ β Handwheel` Location	L ˇ Manufacturer	NO		
		β β˜ β˜ End Position Switch Tag No. ŋ Open	ŋ ˇ Close	XSO-7425	XZSC-7425	
		β ˇ ˇ End Position Switch Model				
	32	ˇ Switch Type	Explosion Proof	˘	ExdIICT6	
		ˇ Contact Rating & Type				
Ð Accessories		o Elec.Conn.		1/2 Ń NPT(F)	ʞ	
	33	Tank Size				
	34	L Cycle Times With Air Supply in Tank				
	35	L Tank Volume Capacity to Ensure Air Supply(m3)				
	36	ʌ ʐ Gauges		ƀ		
		e ° ƛ ظه				



[illegible]

								: 81S-20
	T	r	P	&	No.	X	7426	G -2 0 03
							M	
3		mber			Mat'l	78-3'		
5	:	O	Fluid		State		H2( )	r
	Flow Rate					Max.Flow	Nor.Flow	Min.Flow
6	kg/h (	r	Liquid,	Steam)˘	nm3/h[	r	Gas(‰)]	
7	╟ ⅄ ʐ	Inlet Pressure MPa(G)		U ⅄ ʐ	Outlet Des.Press.MPa(G)		2.6	
8		Design						

Service Cond

		ƀ й			ﻳﺮﻴﺮ :	
ﻳﺮ	βﻳﺮ	β	ﻳﺮﻴﺮ	ṗ ˆ ﻳﺮﻴﺮ ˜	ṗ ˆ ˜	ɯ
9	HS-7409	شي ƀ ˜		1 ﻳﺮ ﻳﺮ ₮ Ⓟ		
10	HS-7410	شي ƀ ˜		4 ﻳﺮ ﻳﺮ ₮ Ⓟ		
11	HS-7411	شي ƀ ˜		4 ﻳﺮ ﻳﺮ ₮ Ⓟ		
12	HS-7412	شي ƀ ˜		ﻳﺮ ﻳﺮ ₮ Ⓟ		
13	HS-7413	شي ƀ ˜		5 ﻳﺮ ﻳﺮ ₮ Ⓟ		
14	HS-7414	شي ƀ ˜		VGO ﻳﺮ ﻳﺮ Ⓟ		
15	HS-7415	شي ƀ ˜		ﻳﺮ ﻳﺮ Ⓟ		
16	HS-7416	شي ƀ ˜		o ﻳﺮ ﻳﺮ Ⓟ		
17	HS-7417	شي ƀ ˜		ﻳﺮ ﻳﺮ ₮ Ⓟ		
18	HS-7418	شي ƀ ˜		ﻳﺮ ﻳﺮ ₮ Ⓟ		
19	HS-7419	شي ƀ ˜		L ﻳﺮ ﻳﺮ ₮ Ⓟ		
20	HS-7420	شي ƀ ˜		ﻳﺮ ﻳﺮ ﻳﺮ ₮ Ⓟ		
21	HS-7421	شي ƀ ˜		3 ﻳﺮ ﻳﺮ ₮ Ⓟ		
22	HS-7422	شي ƀ ˜		ﻳﺮ ﻳﺮ ₮ Ⓟ		
23	HS-7423	شي ƀ ˜		. ﻳﺮ ﻳﺮ ₮ Ⓟ		
24	HS-7424	شي ƀ ˜		ﻳﺮ ﻳﺮ Ⓟ		
25	HS-7425	شي ƀ ˜		ﻳﺮ ﻳﺮ ₮ Ⓟ		
26	HS-7426	شي ƀ ˜		ﻳﺮ ﻳﺮ ₮ Ⓟ		
27	HS-7427	شي ƀ ˜		ﻳ ﻳﺮ ﻳﺮ ﻳﺮ Ⓟ		

ˈ

βˇ ˈ ˇ Ӣ ﻳﺮﻴﺮ ˇ ǐ Â